



Wrap Up:

- Day 1: Sarajevo Old Town (Walking Tour, Food Tour)
- Day 2: Sarajevo Region Tour (Mountains, War Places, Unesco Spots)
- Day 3: Train to Mostar, visit Old Town (Ottoman/Kroatian)
- Day 4: Mostar Bus Tour (5 local spots, in the region)
- Day 5: Kravica waterfalls (for me the best place in Bosnia)
- Day 6: Back to Sarajevo by train (stunning views)
- Day 7: Region Tour and relaxing in Sarajevo, Turkish/Ottoman Baths
- Day 8: Back to the Netherlands.

DAY 1 & 2: Sarajevo

You arrive in the Bosnian capital Sarajevo and will take a taxi or bus from the airport to the city center. This will cost you a maximum of 20 euros. Then you check into your hostel, Airbnb or hotel (I will sent you some places by Google Maps). At the airport or in the city you exchange your euros for the Bosnian Mark (this is always cheaper and safer than withdrawing your card at an ATM or in a restaurant, for example).

Bosnia, in the center west of the Balkan, has a population of 3,2 million people and has a great history. More: https://en.wikipedia.org/wiki/Bosnia_and_Herzegovina , <http://travel-bosnia.ba/> , <https://www.lonelyplanet.com/bosnia-and-hercegovina>

- Visit the Old Town (Ottoman Part & Austrian/Habsburg)
 - Pegeon Square and drink tea with Burek
 - The City Hall
 - Yellow Fortress / Bastion
 - Latin Bridge
 - Veliki Park
 - Gazi Husrev Mosk
 - Sebilj
 - White Fortress
 - 11/07/95 Galeria (Bosnian War)





- Visit Sarajevo Region
 - Sarajevo Viewpoints (city views)
 - Goat Bridge (Ottoman Bridge)
 - Abandoned Bobsled Track Olympic Winter Games 1984 (ruins)
 - Butmir, Sarajevo War Tunnel (tunnel and museum)

- Restaurants in Sarajevo (local food)
 - Cevabdzinica Nune (day 1)
 - Restoran Careva Cuprija
 - Cakum Pakum (day 7)
 - Buregdzinica Sac (day 2)
 - Buregdzinica Bosna
 - Cevabdzinica Zeljo (day 6)
 - Petica Cevabzinica
 - Galatasaray
 - Chef on Wheels

DAY 3

- Train to Mostar (Western Part of Bosnia)
- Visit the Old Town of Mostar
 - Famous Ottoman Bridge Stari Most
 - Old Town (Ottoman Part)
 - Neretva Bridge
 - Eat at Restaurant Tima - Irma

DAY 4

- Mostar Region Tour (Red Bus, 20 euro)
 - Kravica Waterfalls (plus Mala Kravica, local spot)
 - Optional: Jablinca, Konjic and Lukomir
 - Eat at Restaurant Urban Grill and Gourmet (great view and food)

DAY 5

- Mostar Region Tour (Red Bus, 20 euro)
 - Kravica Waterfalls (plus Mala Kravica, local spot)
 - Optional: Jablinca, Konjic and Lukomir
 - Eat at Restaurant Urban Grill and Gourmet (great view and food)

DAY 6

- Back to Sarajevo by Train
- Hotel Igman & Igman Olympic Ski Jumping (ruins)
- Bistrik Tower (ruins) (optional)
- Turkish / Ottoman Baths





DAY 7/8

- Final day, visit the bazar and a shopping mall in the new center
- Back to the Netherlands.

To get in the mood, my vlogs about Bosnia, 2022

- <https://youtu.be/Gsq3cvzF6gM?si=7VAxhqCbXSsS20xb> BOSNIA PART 1
- https://youtu.be/Ec5qbO_hZWI?si=BEkMiFVocdB6rDVB BOSNIA PART 2
- <https://youtu.be/r6cqSqAtFnA?si=s-XAz3VhFJU1fJXv> BOSNIA PART 3
- https://youtu.be/Aq_HuEj2tC0?si=V7uYN4QZOfWI4g6W BOSNIA PART 4
- <https://youtu.be/uuP83NwZmMc?si=xCySKLe2C5Ir2xaW> BOSNIA PART 5
- https://youtu.be/VB_EdxJqgD0?si=AmPcaKhVfEHCZ1YX BOSNIA PART 6

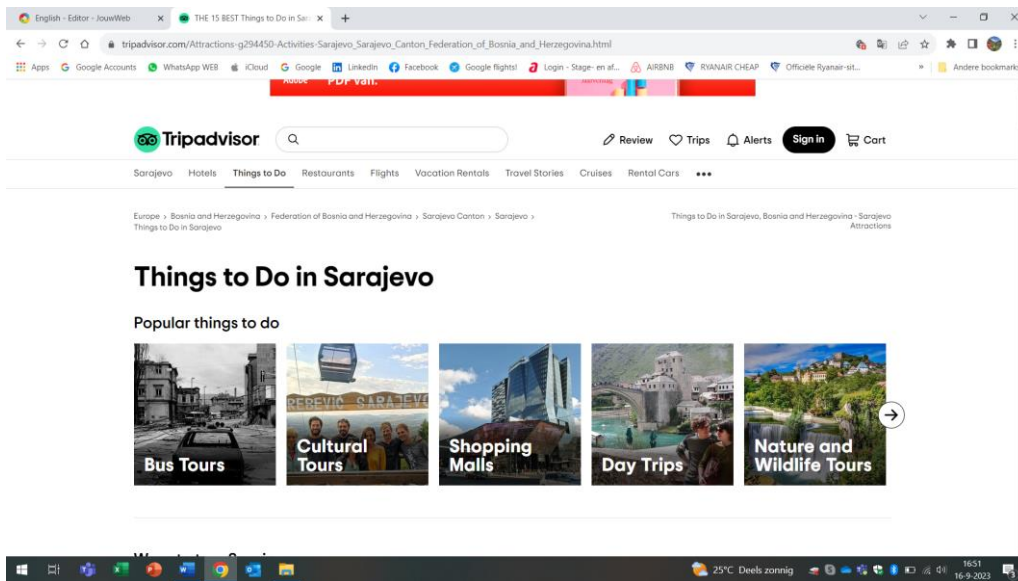
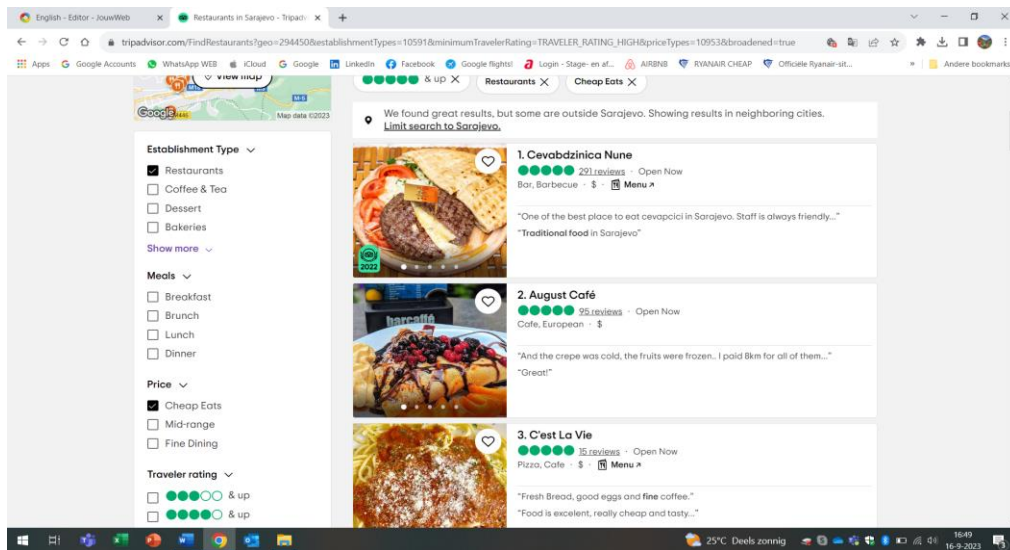
Finally, we can always call to discuss the above. Relevant tips and sites/apps to visit before you go:

- You can check airline tickets via Skyscanner.com, a collection site for all tickets and therefore easy to compare between intermediaries that sell tickets (you can buy them directly or with an intermediary, check the intermediary's reviews carefully)
- Booking.com to book the a hostel, hotel or apartment or otherwise (always book with free cancellation, try to reserve this at least a week before the start)
- TripAdvisor (you can select restaurants by score, price and type of food). If you choose a euro sign and a score of 5, often only the local places remain. By the way, this is the app to find extra activities*
- Airbnb, if you really want to spend the night with a local, these people often also have good tips (you can see this in the super host ranking)
- Car rental, for example Europe Car, choose a party with good insurance and book it up front
- Always take a credit card and a maestro card with you, be especially careful with taxis that you either agree on a fixed price or really pay attention to the meter, just turn on Google Maps so that he does not travel extra km to earn extra
- Download Google Maps in the Netherlands in advance, the same for Maps.me, also a location app, easy to use in city centers
- Google translate app can also come in handy, if the country is outside the EU I would always go for a local SIM and roam with it
- The Polar steps app is fun to use, ideal for photo storage on GPS and they will later put together a photo book for you for a few euros.





*






Mostar



Kravica Waterfalls





Sarajevo Old Town



Sarajevo Penguin Square



Copyright, Rob Huijbers 2023.

